


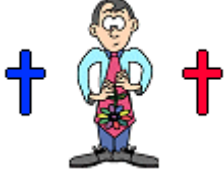





Name _____

Date _____

Where is the Sound of - t ?

Directions: Say each picture word below. If you hear the sound of letter t - (tuh) at the beginning of the word, circle the first "t" in front of the picture. If you hear the "tuh" sound at the end of the word, circle the "t" after the picture. Then circle the matching word and print it neatly in the space provided.

1.		letter _____ turtle _____
2.		tam _____ hat _____
3.		token _____ coat _____
4.		tie _____ it _____
5.		bat _____ tab _____
6.		net _____ ten _____
7.		shirt _____ turn _____

HandwritingPractice.net - Wonderful Worksheets