








Name _____

Date _____

Where is the Sound of - r ?

Directions: Say each picture word below. If you hear the r sound (errr) - at the beginning of the word, circle the first "r" in front of the picture. If you hear the "errr" sound at the end of the word, circle the "r" after the picture. Then circle the correct word and print it neatly in the space provided.

1.		door road	_____ ----- _____
2.		raj jar	_____ ----- _____
3.		corn rock	_____ ----- _____
4.		star rats	_____ ----- _____
5.		root tore	_____ ----- _____
6.		rug gur	_____ ----- _____
7.		rack car	_____ ----- _____

HandwritingPractice.net - Wonderful Worksheets