


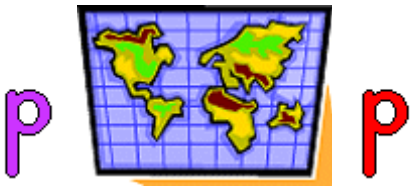





Name _____

Date _____

Where is the Sound of - p ?

Directions: Say each picture word below. If you hear the sound of letter p (puh) at the beginning of the word, circle the first "p" in front of the picture. If you hear the "puh" sound at the end of the word, circle the "p" at the end of the picture. Then circle the correct word and print it neatly in the space provided.

1.		pig big	_____ _____ _____
2.		pot top	_____ _____ _____
3.		pen nap	_____ _____ _____
4.		Pam map	_____ _____ _____
5.		ollop pillow	_____ _____ _____
6.		pom mop	_____ _____ _____
7.		pin nip	_____ _____ _____

HandwritingPractice.net - Wonderful Worksheets