








Name _____

Date _____

Where is the Sound of - n ?

Directions: Say each picture word below. If you hear the sound of letter n (nnn) at the beginning of the word, circle the first "n" in front of the picture. If you hear the sound "nnn" at the end of the word, circle the "n" at the end of the picture. Then circle the word that goes with the picture and print it neatly in the space provided.

1.		nickel _____ link _____
2.		fan _____ naf _____
3.		net _____ ten _____
4.		nose _____ son _____
5.		brain _____ nod _____
6.		neck _____ kin _____
7.		nest _____ ten _____

HandwritingPractice.net - Wonderful Worksheets