

Name _____ Date _____

Super School – S



Name of Letter "S"
Tracing Letter "S" Activity
New Skills – top row – bottom row
smallest – medium - largest
Phonemic Awareness Activity








Directions: Teach – "top row" – "bottom row" – largest – smallest – medium size.

1. Show me the bottom row of letter "s"? Color the smallest "s" in the row – blue.	4. Now look back at the top row of letter "s." Color the medium size "s" - orange
2. Where is the top row of letter "s"? Color the largest "s" green.	5. Again in the top row of letter "s." Color the smallest "s" - red
3. Look at the bottom row again of letter "s." Color the medium size "s" purple.	6. This last one is in the bottom row. Color the largest "s" - yellow

PHONEMIC AWARENESS – Beginning Sound of "S"

Does the picture below begin with the sound of "s" – "sss" – circle "yes" or "no"

1.  yes no	2.  yes no	3.  yes no	4.  yes no	5.  yes no
---	---	---	--	---