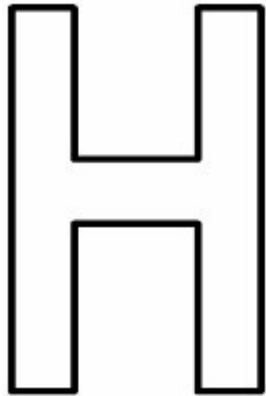



Name \_\_\_\_\_



# Hairy Horse

Name and sound of letter "h"  
Spatial Skills - over - under - right  
Color Skills  
Phonemic Awareness








## Teacher Directions

Read the instructions below to guide children toward coloring the correct letter "h". Use colored pencils or crayons.

1. Color the "h" **over** her tail - green
2. Color the "h" **over** her hair - yellow
3. Color the "h" **under** her mouth - red
4. Color the "h" **under** her tail - blue
5. Color the "h" to the **right** of her nose brown
6. Color the "h" to the **right** of her legs - orange

## PHONEMIC AWARENESS ACTIVITY

Do you hear the sound of letter h - "huh" - at beginning of each picture below - circle "yes" or "no"

				
yes    no	yes    no	yes    no	yes    no	yes    no