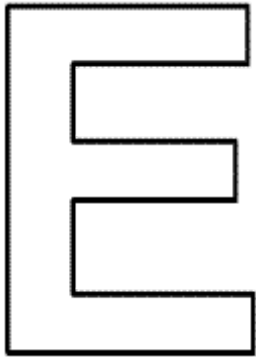




Name _____



Excellent Elephant



Name and sound of letter "e"
Spatial Skills - On - Above - Below
Color Skills - Phonemic Awareness



Teacher Directions

Read instructions below to guide students toward coloring the correct letter "e." Use colored pencils or crayons.

1. Color the "e" **on** Eddie's foot - orange
2. Color the "e" **on** Eddie's ear - green
3. Color the "e" **above** Eddie's tail - blue
4. Color the "e" **above** Eddie's ear - yellow
5. Color the "e" **below** Eddie's tail - brown
6. Color the "e" **below** Eddie's trunk - red

PHONEMIC AWARENESS ACTIVITY

Do you hear the sound of short "e" - "eh" - at beginning of each picture below - circle "yes" or "no"

				
yes no	yes no	yes no	yes no	yes no