







Name: _____

Date: _____

Lesson 6 - Skill 5 – R-Controlled Vowels – Spelling Test

Directions: Say each picture word slowly. Try to spell the word by listening carefully to the sounds you hear at the beginning, middle and end of the word. Write the letters below the picture. If a word is misspelled, write it again in the second space. Ask your teacher if you need help remembering the name of any picture word.

| | | | | |
|---|---|---|--|---|
| 1  | 2  | 3  | 4  | 5  |
| | | | | |
| | | | | |
| | | | | |
| | | | | |
| 6  | 7  | 8  | 9  | 10  |
| | | | | |
| | | | | |
| | | | | |
| | | | | |
| | | | | |
| 11  | 12  | 13  | 14  | 15  |
| | | | | |
| | | | | |
| | | | | |
| | | | | |
| | | | | |
| 16  | 17  | 18  | 19  | 20  |
| | | | | |
| | | | | |
| | | | | |
| | | | | |
| | | | | |