




Name: \_\_\_\_\_

Date: \_\_\_\_\_

## Lesson 6 - Skill 2 – R-Controlled Vowels – ar er ir ur or – Beginning

**Directions:** Say each picture word slowly. Try to guess which letter makes the beginning sound and write it below the question mark. Next, say the picture word again and choose which letters make the middle and last sound. Write these letters neatly in the space provided.

<p>1 </p> <p>? n ? m</p>	<p>2 </p> <p>? or ? ar</p>	<p>3 </p> <p>? or d ? ir b</p>	<p>4 </p> <p>? ur b ? or n</p>	<p>5 </p> <p>? ar t ? er n</p>
<p>6 </p> <p>? or m ? ar k</p>	<p>7 </p> <p>? er t ? or n</p>	<p>8 </p> <p>? or th ? ur b</p>	<p>9 </p> <p>? ur t ? or l</p>	<p>10 </p> <p>? ar m ? or s</p>
<p>11 </p> <p>? ur k ? or m</p>	<p>12 </p> <p>? or m ? ir t</p>	<p>13 </p> <p>? ur t ? ar f</p>	<p>14 </p> <p>? ar n ? or m</p>	<p>15 </p> <p>? or t ? ur m</p>
<p>16 </p> <p>? er k ? ar m</p>	<p>17 </p> <p>? ir m ? or t</p>	<p>18 </p> <p>? er n ? or m</p>	<p>19 </p> <p>? ir l ? or m</p>	<p>20 </p> <p>? or t ? ir m</p>