








Name: _____

Date: _____

Lesson 6 - Skill 1 – R-Controlled Vowels – ar er ir ur or – Pick Letters

Directions: Say each picture word slowly. Listen for the beginning sound and circle the letter or letters that make that sound. Write it in the space provide. Now, say the word again and circle the letter that makes the next sound. Write that letter in the space. Next, circle the letters that make the last sound and write that in the space.

1		2		3		4		5	
	ar n er m		t or c ar		b or d d ir b		b ur b n or n		b ar t d er n
6		7		8		9		10	
	f or m c ar k		c er t t or n		t or th c ur b		c ur t l or l		f ar m h or s
11		12		13		14		15	
	f ur k t or m		f or m t ir t		c ur t s ar f		h ar n n or m		th or t h ur m
16		17		18		19		20	
	th er k sh ar m		sh ir m ch or t		sl er n st or m		g ir l f or m		sl or t sk ir m