





















Name _____

Date _____

Lesson 3 - Skill 2 - FINAL-E RULE - Beginning Sound

Directions: Say the picture word slowly. Guess which letter makes the beginning sound in the word. Circle the letters that make the middle and final sound. Then spell the word in the space below the letters.

<p>1  ? a k o i ke _____</p>	<p>2  ? o n o u ne _____</p>	<p>3  ? a ce o e s _____</p>	<p>4  ? e v o a ve _____</p>	<p>5  ? o s o i se _____</p>
<p>6  ? i se o o re _____</p>	<p>7  ? i te o u ve _____</p>	<p>8  ? a be o u de _____</p>	<p>9  ? i ke o o ve _____</p>	<p>10  ? a te o e ne _____</p>
<p>11  ? o te o u de _____</p>	<p>12  ? i de o o se _____</p>	<p>13  ? e ne o u se _____</p>	<p>14  ? o ne o i ke _____</p>	<p>15  ? i e o o u _____</p>
<p> ? e ce o a ne _____</p>	<p>17  ? o a o i e _____</p>	<p>18  ? o pe o i te _____</p>	<p>19  ? y o a _____</p>	<p>20  ? y o e _____</p>