





















Name \_\_\_\_\_

Date \_\_\_\_\_

## Lesson 2 - Skill 1 - BLENDS - Recognition Memory

**Directions:** Circle the correct letter or letters from each column to spell the picture word. Then write the word neatly in the space below. Illustrations courtesy of LeapFrog Inc. from Phonics Desk Reading Tool.

1.	 d e ck t u ch _____ _____	2.	 m o st n e ch _____ _____	3.	 h e nd s a nt _____ _____	4.	 c o ch r u ck _____ _____	5.	 t i ck r a ch _____ _____
6.	 g i ck m a ft _____ _____	7.	 bl u mp br i nt _____ _____	8.	 l o mp c a st _____ _____	9.	 b a nt d u nk _____ _____	10.	 j o mp m u st _____ _____
11.	 d e nt c a nd _____ _____	12.	 br a ck bl i ch _____ _____	13.	 tr u ck br o ch _____ _____	14.	 dr u p br o m _____ _____	15.	 sw i n st e m _____ _____
16.	 fl o m fr e g _____ _____	17.	 fl a g fr i t _____ _____	18.	 qu e ck ch a nk _____ _____	19.	 dr i lt qu e t _____ _____	20.	 sl o b st e p _____ _____